



THE REPUBLIC OF UGANDA

Ministry of Education and Sports



Primary One

SELF STUDY MATERIALS



NCDC
NATIONAL CURRICULUM
DEVELOPMENT CENTRE

unicef 
for every child



PEOPLE IN OUR COMMUNITY

MATHEMATICS













Dear learner, you are welcome for today's activity.
You are going to;

- Count numbers 1-20.

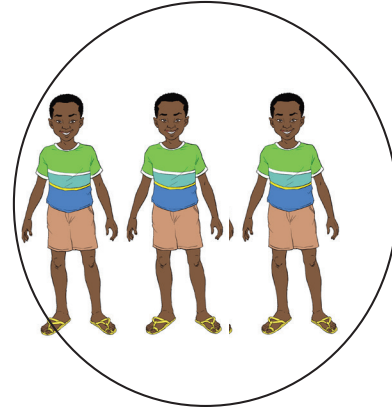
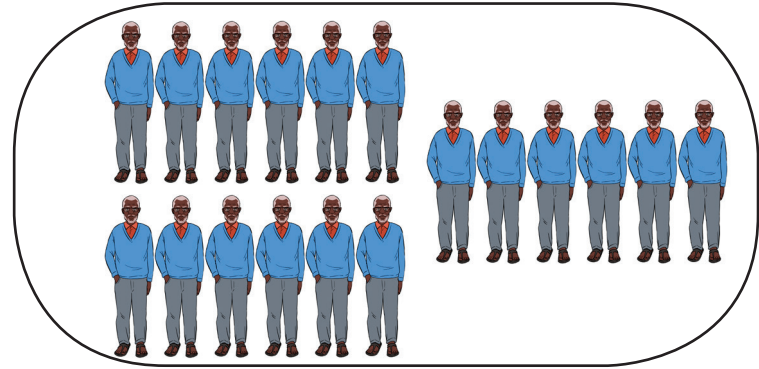
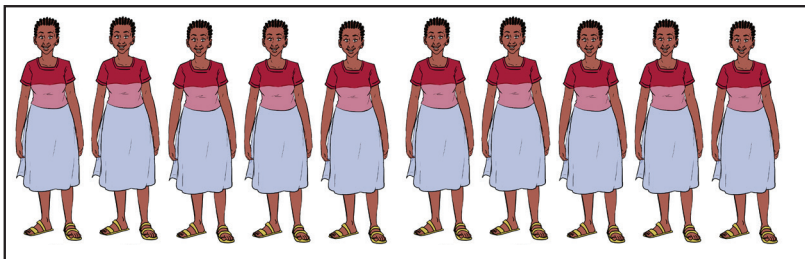
1	2	3	4	5
6	7	8	9	10
11	12	13	14	15
16	17	18	19	20

- Match numbers to pictures.
- count and name the given sets.
- You will need; A pencil and an exercise book.


Match numbers to pictures

1					
2					
3					
4					
5					

Count and name the members in the set.



Assignment: Make sets.



LITERACY

Hello!



Get your pencil and book

I can see a



teacher

police officer

nurse

farmer

Match the following pictures to words



doctor



teacher



farmer



police officer

I can draw a



Hello!



Get your pencil and book

I can write

T

T

T

T

--	--	--	--

t

t

t

t

--	--	--	--

teacher

teacher

teacher

teacher

--	--	--	--

ENGLISH

Introduction

Dear learner, you are welcome to this lesson about people in our community.

You are going to;

Mention the people found in your community

Use structure; This is and That is..... to make sentences

Match words to pictures

Match the same words

Fill in the missing letter and read the word

Prepare yourself for this lesson by having an exercise book, pencil and rubber

Step 1

Mention the people found in your community

Step 2

Use "This is". Touch the picture and say the answer.

For example.

Show me a woman

This is a woman



Show me a teacher

This is a

Show me a woman

This is a.....

Show me a man

This is a.....

Show me a child

This is a.....

Step 3

Use “That is.....”

Now, point to the picture and say the sentence.

For example

Show me a man.

That is a man.

Show me a woman

That is a.....

Show me a man

That is a.....

Show me a child

That is a.....

Show me a teacher

That is a

Step 4

Match the word to the picture



teacher



child



Man



woman

Step 5

Match the same words

woman

child

teacher

man

child

teacher

man

woman

Step 6

Fill in the missing letter and read the word

chi_d

wo_an

t_a_her

n_n

Assignment: Read and draw

1. This is a woman
2. This is a child
3. This is a man
4. This is a teacher

You will show the work to your teacher when you go back to school

Key Message:

Remember not to touch inside your nose, mouth and eyes to avoid getting infected with CORONA.

ACTIVITIES IN OUR COMMUNITY

KEY MESSAGE:

Wash your hands with soap or sanitizer regularly.

Don't touch your nose, mouth and eyes with unwashed hands.

MATHEMATICS

Dear learner, you are welcome for today's activity. You are going to;

- counting numbers 1-20
- sorting
- writing numbers 1__9

You will need; carrots, bean seeds, stones, leaves, plastic bottle tops, stick, a pencil and an exercise book.

Use stones, leaves, sticks and other materials and count numbers.

Count 5 sticks

Count ten leaves

Count 15 stones

Count 20 sticks

draw five sticks

draw ten leaves

draw fifteen stones

draw twenty sticks

Sort object



Example; draw leaves sorted out

Fill in the missing numbers. 1__3__5__7__9__
__12__ __16__18__ 20

Assignment

Get one cup of beans and remove the stones from them. Show people at home the beans and the stones.


LITERACY

Hello!



Get your pencil and book

I can see



Match



milking



weeding

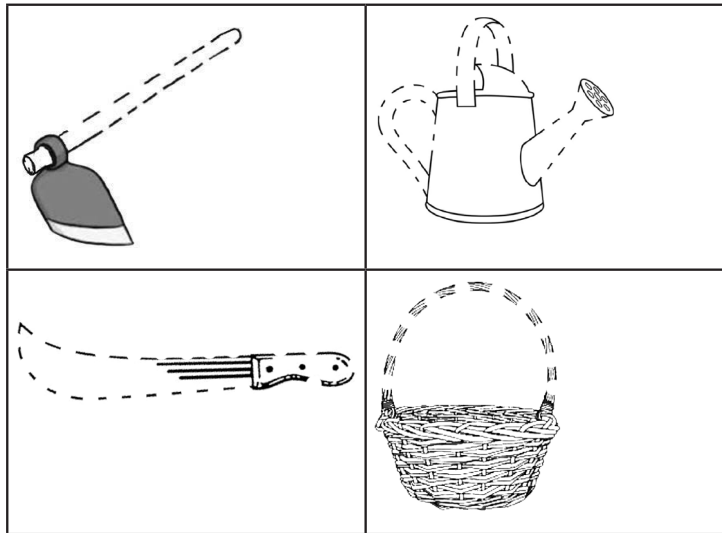


planting



peeling

I can draw a



I can write

H	H	H	H
h	h	h	h
harvesting	harvesting	harvesting	harvesting

ENGLISH

Dear learner, you are welcome to this lesson about activities in our community

You are going to;

- Mention activities
- Read the words
- Make sentences using structures

She is.....

He is.....

- Match a word to a picture
- Fill in the missing letter
- Circle the same
- Read and draw

Step 1

Mention the activities done in your community

Step 2

Read the words

plant, weed, harvest, milk, peel

Use; He is...../ she is..... to answer the question

For example

Picture 1.

What is he doing? He is planting cassava.

Picture 2

What is she doing? She is peeling bananas.



Picture 1. What is he doing?

He is.....

Picture 2. What is she doing?

She is.....

Picture 3. What is he doing?

He is

Picture 4. What is he doing?

He is.....

Picture 5. What is he doing?

He is.....

Picture 6. What is she doing?

She is.....

Step 3

Match the sentence to the picture,



She is planting beans



He is weeding maize



He is harvesting cassava

A woman weeding maize

A man drying cassava

A girl planting beans

A boy harvesting bananas

A woman drying beans

A boy weeding flowers

She is drying beans

She is harvesting bananas

He is weeding flowers

He is drying cassava

She is weeding maize

She is planting beans

Step 4

Fill in the missing word.

We_d har_est pla_t d_y

Step 5

Circle the same words;

For example

Plant plant pantl plant

Weed wead weed weed

Plnta plant plant plant

Harvest harvest hvestar harvest

Dyr dry dry dry

Step 6

Read and draw

1. She is weeding the garden
2. He is harvesting a banana
3. She is drying beans
4. He is planting flowers

Assignment: Request your parents to give you space and seeds to plant, watch them and write down what happens. You will share with your teacher when you go back to school.

Key Message: Remember to wash your hands well with soap and clean water to avoid getting infected with CORONA

IMPORTANT PLACES IN OUR COMMUNITY

MATHEMATICS

Dear learner, you are welcome for today's activity. You are going to;

- fill in the missing numbers.
- match number symbols to words.
- add numbers

You will need; straws, stones, plastic bottle tops, sticks, a pencil and an exercise book.

Fill in the missing numbers

1, 2, _____, 4, _____, 6, 7, _____, _____, 10

11, 12, _____, 14, _____, _____, 17, _____, _____, 20

Match the words with numbers

One 10

Two 15

Five 20

Ten 1

Fifteen 2

Twenty 5

Add numbers;

$5+3$

$6+3$

$4+4$

Assignment: Get materials from the environment and make three dolls. Show them to your teacher at school when you go back.

ENGLISH

Dear learner, you are welcome to this lesson about important places and communication in our community.

You are going to;

- Mention important places found in your community
- Make sentences using, "I can see....."
- Match people to the places
- Write words correctly
- Draw and name pictures

Step 1

Mention important places found in your community

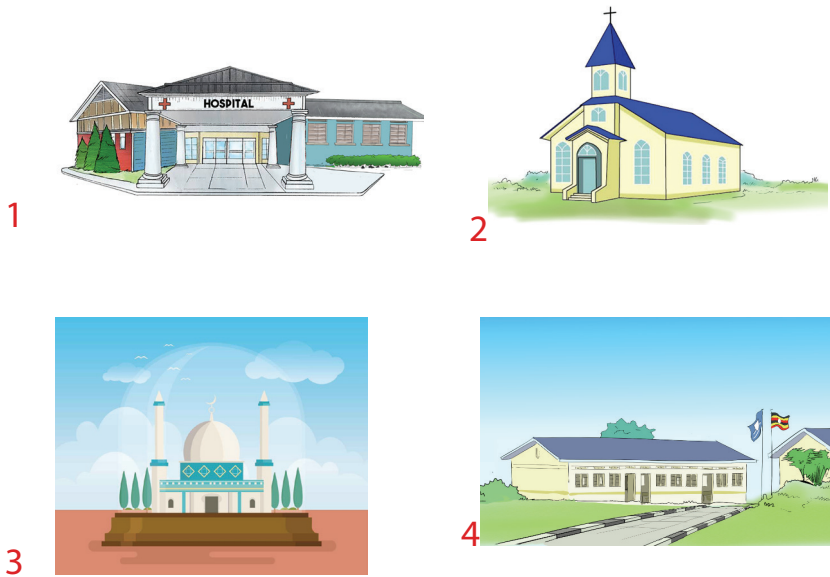
Step 2

Use I can see a.....

For example

Picture 1. What can you see?

I can see a hospital



Now give a correct answer

Picture 1. What can you see?

I can see a.....

Picture 2. What can you see?

I can see a.....

Picture 3. What can you see?

I can see a.....

Picture 4. What can you see?

I can see a.....

Step 3

Match these words

Nurse	mosque
Teacher	church
Sheikh	school
Bishop	hospital

Step 4

Answer the following questions

E.g. Where does a nurse work?

A nurse works in a hospital

1. Where does a teacher work?

A teacher works in a.....

2. Where does a sheikh work?

A sheikh works in a

3. Where does a bishop work?

A bishop works in a.....

4. Where does a nurse work?

A nurse works in a

Step 5

Write the words correctly

Hospiatl	msoque
Ooschl	church

Step 6

Draw and name the following

Mosque school church hospital

Step 7

Put a correct answer

For example

Where do you go to pray?

I go to church to pray.

Now complete the sentences.

I go to when I am sick.

I go to to pray.

I go to to learn.

Assignment:

Complete the sentences.

A teacher works in a.....

A doctor works in a.....

A bishop works in a

A sheikh works in a

You will share the work with your teacher when you go back to school

Key Message: When you have flue, cough and fever, tell your parents to take you to see a doctor.